

Zero Track Pro Surface

High-tech LED lighting system for interior architecture


Description

Zero Track Pro stands out with its ease of installation on surfaces, as well as with its minimized dimensions and minimalist aesthetics where, once integrated into the space, the eye cannot tell whether the line of the profile is on the surface or recessed into the ceiling/wall instead.

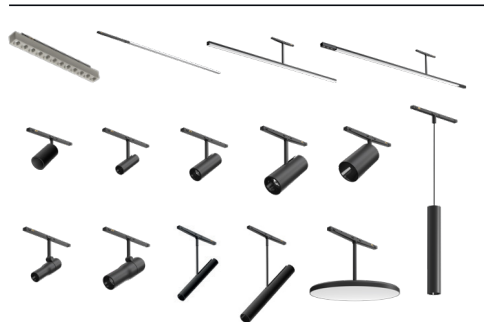
Its reduced dimensions also hold the technology to control adjustment with protocols that allow professional management of appliances through data paths or wirelessly (either in broadcast mode or individually, point to point).



Surface Installation



Light Modules



Certifications



Class 2

Photometrics

For current IES files please visit arch.flosusa.com

Warranty

2 years from date of sale.

Lamp


System Lamp Type	LED
Color Temperature	2700K, 3000K
Color Rendering	CRI90
Application	General Lighting

Physical

Material	Aluminum
Ingress Protection Rating	IP20
Finishes	<input type="checkbox"/> 40 = White <input type="checkbox"/> 14 = Black <input type="checkbox"/> ER Brushed Steel <input type="checkbox"/> ES Brushed Bronze
Installation type	Surface
Environment	Indoor
Field cuttable	Yes

Electrical & Control

Driver location	Remote or Surface options available
Driver Input Voltage	120V-277V
Driver Output Voltage	24V
Control	Non Dimmable / Dali / 1-10V / Casambi



Zero Track Pro Surface

High-tech LED lighting system for interior architecture

Notes

Wattage per linear foot is dependent upon quantity and type of light modules used.

Contractor to supply wire from driver to luminaire. Drivers should be installed in a suitable electrical enclosure (by others), and an accessible location.

The surface mounted track is directly screwed to any surface. FLOS provides the mounting hardware.

2 options in terms of power supply:

- Remote power supply
- Surface mounted canopy directly connected to the track. Includes a Jbox cover plate. Track and Surface mounted canopy need to be completely aligned.

For all finished and concrete ceiling conditions, a recessed junction box must be present for installation.

0-10V dimming control unit is not included. Compatible dimmers to be used must be "active 0-10V" or employ the Dim Control Unit (DCU).

The maximum length that can be fed with a single 96W driver is 19'-6", however voltage drop may limit actual lengths to shorter runs. Consult factory for specific application assistance.

3500K and other CCTs are available but not cataloged. Consult factory.

Surface Installation



Light Modules



Certifications



Class 2

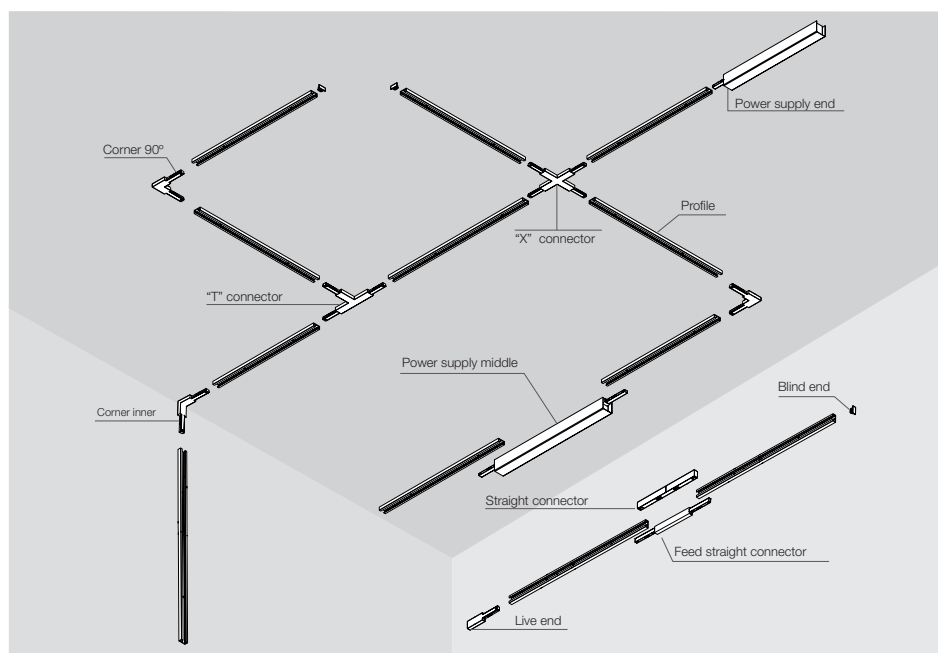
Photometrics

For current IES files please visit arch.flosusa.com

Warranty

2 years from date of sale.

Installation

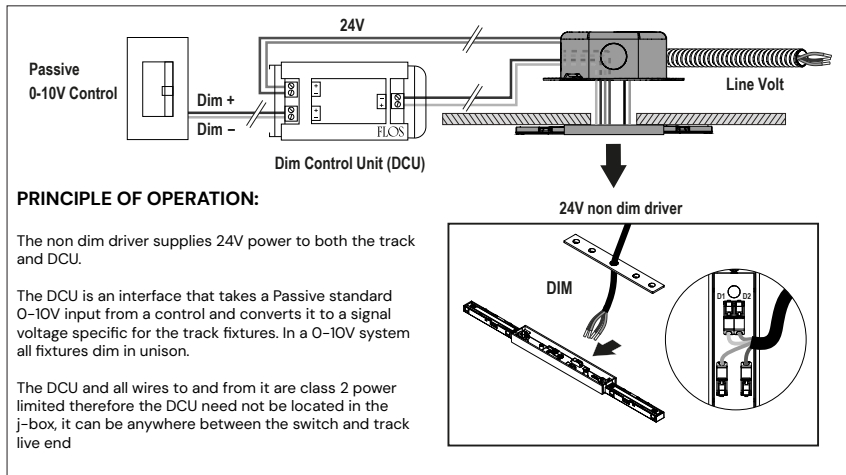


Zero Track Pro Surface

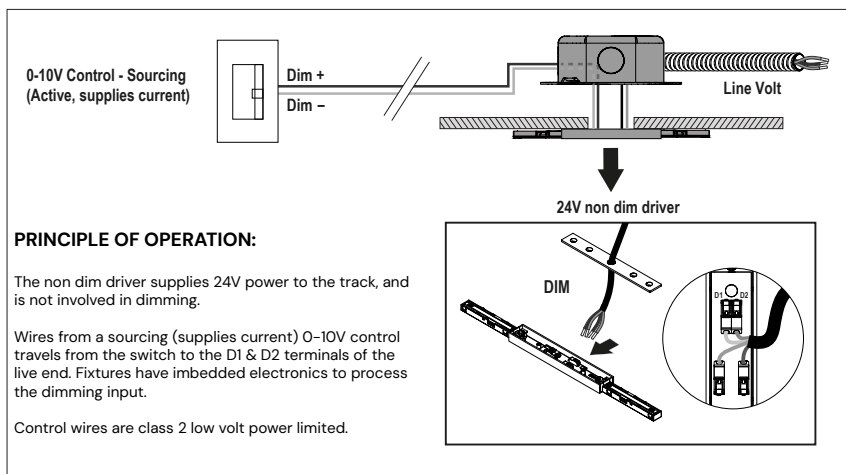
High-tech LED lighting system for interior architecture

Installation

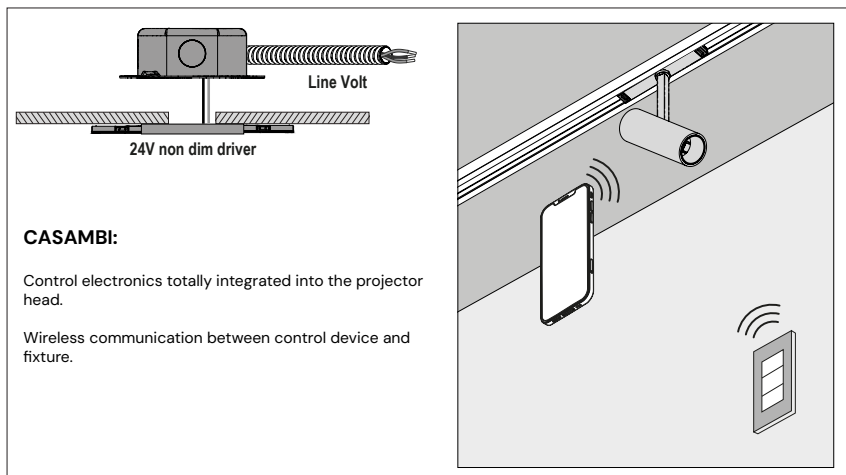
Passive 0-10V Control



Active 0-10V Control



Casambi Control



Zero Track Pro Surface

High-tech LED lighting system for interior architecture

Profiles

Interior electromechanical profile (24Vdc) from 1 to 3m long for wall or ceiling installation, fastened with special screws and plugs provided with the profile. Request power connectors, intermediate connectors and covers separately. Feed unit joints available in the form of L, T and X in the same plane. It also has a linear electric connector for joining two track sections in the same plane and a 90° electromechanical connector for joining profile sections in different planes (interior wall-wall, ceiling-wall). Aesthetic covers for the inner profile gap available as an option.

39.4'' [1 m] Profile	78.7'' [2 m] Profile	118.1'' [3 m] Profile
Part Number:	Part Number:	Part Number:
<div>Dimmable</div> <div><div>06.2600.40</div><div>06.2600.14</div><div>06.2600.ER</div><div>06.2600.ES</div></div> <div>Non Dimmable</div> <div><div>06.2603.40</div><div>06.2603.14</div><div>06.2603.ER</div><div>06.2603.ES</div></div>	<div>Dimmable</div> <div><div>06.2601.40</div><div>06.2601.14</div><div>06.2601.ER</div><div>06.2601.ES</div></div> <div>Non Dimmable</div> <div><div>06.2604.40</div><div>06.2604.14</div><div>06.2604.ER</div><div>06.2604.ES</div></div>	<div>Dimmable</div> <div><div>06.2602.40</div><div>06.2602.14</div></div> <div>Non Dimmable</div> <div><div>06.2605.40</div><div>06.2605.14</div></div>
<div><div>0.75"</div><div>0.41"</div><div>0.45"</div></div>	<div><div>0.75"</div><div>0.41"</div><div>0.45"</div></div>	<div><div>0.75"</div><div>0.41"</div><div>0.45"</div></div>

Zero Track Pro Surface

High-tech LED lighting system for interior architecture

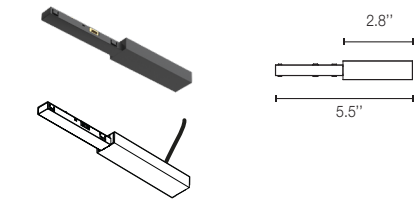
Connectors

Live End Feed

Feed Unit for remote power supply unit.
Power cable inserting rear only. Access
from above required.

Part Number:

- Dimmable
06.2606.40
06.2606.14
06.2606.ER
06.2606.ES
- Non Dimmable
06.2613.40
06.2613.14
06.2613.ER
06.2613.ES

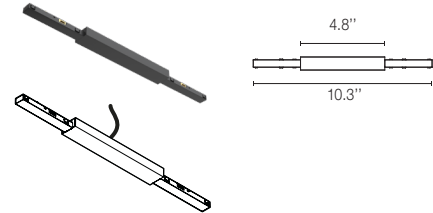


Linear Connector Feed

Feed intermediate connector. Rear feeding
cable entry. Access from above required.

Part Number:

- Dimmable
06.2607.40
06.2607.14
06.2607.ER
06.2607.ES
- Non Dimmable
06.2621.40
06.2621.14
06.2621.ER
06.2621.ES



Straight Connector

Intermediate connector with no feed entry.

Part Number:

- 06.2608.40
06.2608.14



Accessories

Blind End

End Cap.

Part Number:

- 06.2617.40
06.2617.14
06.2617.ER
06.2617.ES

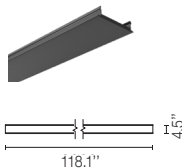


Track Cover

Attractive cover for the inside of the
profile. Only available in black and white.

Part Number:

- 06.2618.40A
06.2618.14A



Zero Track Pro Surface

High-tech LED lighting system for interior architecture

Corners

90° Corner Feed

90° flat corner. Can be powered. It has a rear space for the supply connection. Rear feeding cable entry.

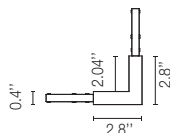
Part Number:

Dimmable

06.2609.40
06.2609.14
06.2609.ER
06.2609.ES

Non Dimmable

06.2614.40
06.2614.14
06.2614.ER
06.2614.ES

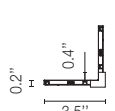


Inner Corner

Ceiling/wall - wall/wall inner corner. Can be powered. It has two spaces for the supply connection located on each part. Rear feeding cable entry.

Part Number:

06.2610.40
06.2610.14



T Connector Feed

T-shaped connector. Can be powered via connections on the back. Rear feeding cable entry.

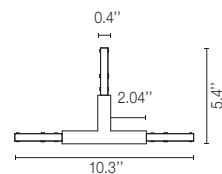
Part Number:

Dimmable

06.2611.40.90
06.2611.14.90
06.2611.ER.90
06.2611.ES.90

Non Dimmable

06.2615.40.90
06.2615.14.90
06.2615.ER.90
06.2615.ES.90



Corners

X Connector Feed

Cross-shaped connector. Can be powered via connections on the back. Rear feeding cable entry.

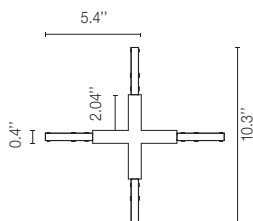
Part Number:

Dimmable

06.2612.40.90
06.2612.14.90
06.2612.ER.90
06.2612.ES.90

Non Dimmable

06.2616.40.90
06.2616.14.90
06.2616.ER.90
06.2616.ES.90

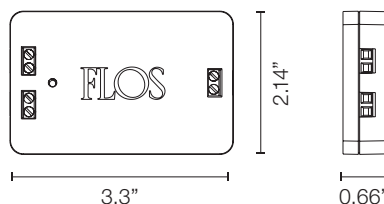


Dimming controllers

Dimming Control Unit Box 24V - 48V
0-10V Required for a 0-10V Dimming installation. 1 Dimming control can control up to 20 fixtures

Part Number:

08.0613.14A



Zero Track Pro Surface

High-tech LED lighting system for interior architecture

Power Supply

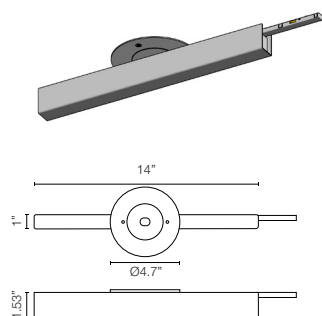
Power Supply Surface End

0-10V dimming control unit is not included.
Compatible dimmers to be used must be
"active 0-10V". Mounts to a junction box (not
included)

Part Number:

Dimmable

- ☐ 06.2622.40
- ☐ 06.2622.14
- ☐ 06.2622.ER
- ☐ 06.2622.ES



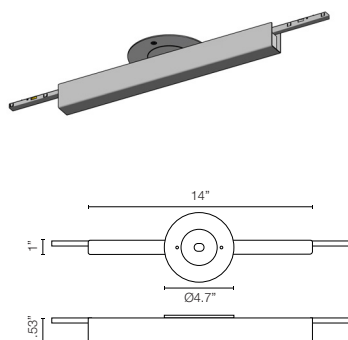
Power Supply Surface Middle

0-10V dimming control unit is not included.
Compatible dimmers to be used must be
"active 0-10V". Mounts to a junction box (not
included)

Part Number:

Dimmable


- ☐ 06.2623.40
- ☐ 06.2623.14
- ☐ 06.2623.ER
- ☐ 06.2623.ES



LED Driver, 24VDC, 60W, Non-Dimming, 120-277V

Part Number:


LEDSB60W24V-NDM-D1



LED Driver, 24VDC, 96W, Non-Dimming, 120-277V

Part Number:

LEDSB96W24V-NDM-D1

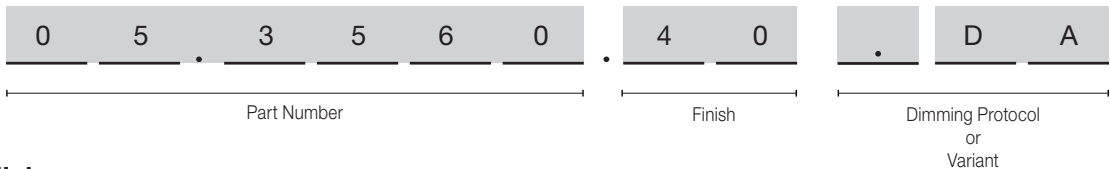


Zero Track Pro Surface

High-tech LED lighting system for interior architecture

LIGHT MODULES

How to order



Multi Spot Mini

CCT	CRI	Initial Lumens	Delivered Lumens	Watts	Optic	Part Number	Finish	Dimming Protocol	Photometric
2700 K	90	636 lm	408 lm	6.1W	Spot	05.3560	<div> <div>40 = White</div> <div>14 = Black</div> <div>ER = Brushed Steel</div> <div>ES = Brushed Bronze</div> </div>	<div> <div>A = Non Dimable</div> <div>.DA = DALI</div> <div>.1V = 1-10V</div> </div>	
3000 K	90	672 lm	415 lm			05.3561			
2700 K	90	636 lm	433 lm	6.1W	Medium	05.3562	<div> <div>40 = White</div> <div>14 = Black</div> <div>ER = Brushed Steel</div> <div>ES = Brushed Bronze</div> </div>	<div> <div>A = Non Dimable</div> <div>.DA = DALI</div> <div>.1V = 1-10V</div> </div>	
3000 K	90	672 lm	440 lm			05.3563			
2700 K	90	636 lm	401 lm	6.1W	Flood	05.3564	<div> <div>40 = White</div> <div>14 = Black</div> <div>ER = Brushed Steel</div> <div>ES = Brushed Bronze</div> </div>	<div> <div>A = Non Dimable</div> <div>.DA = DALI</div> <div>.1V = 1-10V</div> </div>	
3000 K	90	672 lm	408 lm			05.3565			

Zero Track Pro Surface

High-tech LED lighting system for interior architecture

Find Me 0 - Designed by Jorge Herrera

LED projection lighting module for installation in the Zero Track Pro system. Electronic DC/DC converter incorporated. Individual wireless adjustment via Casambi. Casambi control implemented via the FLOS Control® app for mobile devices (available in the Apple Store and Google Play). Accessories included (honeycomb grid and protection bar).

Technical drawings and finish options for the Zero Track Pro Surface fixture. Includes dimensions (2.9", 1.08", 2.6", 1.9", 0.9", 6.3") and finish selections: 40 White, 14 Black, ER Brushed Steel, ES Brushed Bronze. Also lists features: Non Dimmable, CB = Casambi, DA = Dali, 1V = 1-10V.

CCT	CRI	Initial Lumens	Delivered Lumens	Watts	Beam Spread	Part Number	Finish	Dimming Protocol	Photometric
2700	90	276	169	3.5W	15°	05.5100	40 White 14 Black ER Brushed Steel ES Brushed Bronze	Non Dimmable DA = Dali 1V = 1-10V CB = Casambi	15° beam angle diagram with luminous flux data.
3000	90	302	183	3.5W	15°	05.5105	40 White 14 Black ER Brushed Steel ES Brushed Bronze	Non Dimmable DA = Dali 1V = 1-10V CB = Casambi	15° beam angle diagram with luminous flux data.
2700	90	276	179	3.5W	25°	05.5101	40 White 14 Black ER Brushed Steel ES Brushed Bronze	Non Dimmable DA = Dali 1V = 1-10V CB = Casambi	25° beam angle diagram with luminous flux data.
3000	90	302	194	3.5W	25°	05.5106	40 White 14 Black ER Brushed Steel ES Brushed Bronze	Non Dimmable DA = Dali 1V = 1-10V CB = Casambi	25° beam angle diagram with luminous flux data.

The control system with the Casambi version of light fixtures is directly and individually regulated wirelessly using the application FLOS Control® powered by Casambi.

Zero Track Pro Surface

High-tech LED lighting system for interior architecture

Find Me 1 - Designed by Jorge Herrera

LED projection lighting module for installation in the Zero Track Pro system. Electronic DC/DC converter incorporated. Individual wireless adjustment via Casambi. Casambi control implemented via the FLOS Control® app for mobile devices (available in the Apple Store and Google Play). Accessories included (honeycomb grid and protection bar).

Technical specifications and finish options for the Zero Track Pro Surface lighting fixture. Includes dimensions, finish options (40 White, 14 Black, ER Brushed Steel, ES Brushed Bronze), and compatibility notes (Non Dimmable, DA = Dali, 1V = 1-10V, CB = Casambi).

CCT	CRI	Initial Lumens	Delivered Lumens	Watts	Beam Spread	Part Number	Finish	Dimming Protocol	Photometric
2700	90	432	309	5.5W	14°	05.5110	40 White 14 Black ER Brushed Steel ES Brushed Bronze	Non Dimmable DA = Dali 1V = 1-10V CB = Casambi	14° beam spread diagram and photometric data table.
3000	90	446	314	5.5W	14°	05.5115	40 White 14 Black ER Brushed Steel ES Brushed Bronze	Non Dimmable DA = Dali 1V = 1-10V CB = Casambi	14° beam spread diagram and photometric data table.
2700	90	432	284	5.5W	20°	05.5111	40 White 14 Black ER Brushed Steel ES Brushed Bronze	Non Dimmable DA = Dali 1V = 1-10V CB = Casambi	20° beam spread diagram and photometric data table.
3000	90	446	289	5.5W	20°	05.5116	40 White 14 Black ER Brushed Steel ES Brushed Bronze	Non Dimmable DA = Dali 1V = 1-10V CB = Casambi	20° beam spread diagram and photometric data table.

The control system with the Casambi version of light fixtures is directly and individually regulated wirelessly using the application FLOS Control® powered by Casambi.

Zero Track Pro Surface

High-tech LED lighting system for interior architecture

Find Me 2 - Designed by Jorge Herrera

LED projection lighting module for installation in the Zero Track Pro system. Electronic DC/DC converter incorporated. Individual wireless adjustment via Casambi. Casambi control implemented via the FLOS Control® app for mobile devices (available in the Apple Store and Google Play). Accessories included (honeycomb grid and protection bar).

- Non Dimmable
- CB = Casambi



- DA = Dali
- 1V = 1-10V

- 40 White
- 14 Black
- ER Brushed Steel
- ES Brushed Bronze



CCT	CRI	Initial Lumens	Delivered Lumens	Watts	Beam Spread	Part Number	Finish	Dimming Protocol	Photometric
2700	90	724	479	10.5W	10°	05.5120	<ul style="list-style-type: none"> 40 White 14 Black ER Brushed Steel ES Brushed Bronze 	<ul style="list-style-type: none"> • Non Dimmable • DA = Dali • 1V = 1-10V • CB = Casambi 	
3000	90	781	531	10.5W	10°	05.5125	<ul style="list-style-type: none"> 40 White 14 Black ER Brushed Steel ES Brushed Bronze 	<ul style="list-style-type: none"> • Non Dimmable • DA = Dali • 1V = 1-10V • CB = Casambi 	
2700	90	724	441	10.5W	19°	05.5121	<ul style="list-style-type: none"> 40 White 14 Black ER Brushed Steel ES Brushed Bronze 	<ul style="list-style-type: none"> • Non Dimmable • DA = Dali • 1V = 1-10V • CB = Casambi 	
3000	90	781	489	10.5W	19°	05.5126	<ul style="list-style-type: none"> 40 White 14 Black ER Brushed Steel ES Brushed Bronze 	<ul style="list-style-type: none"> • Non Dimmable • DA = Dali • 1V = 1-10V • CB = Casambi 	
2700	90	724	364	10.5W	32°	05.5122	<ul style="list-style-type: none"> 40 White 14 Black ER Brushed Steel ES Brushed Bronze 	<ul style="list-style-type: none"> • Non Dimmable • DA = Dali • 1V = 1-10V • CB = Casambi 	
3000	90	781	404	10.5W	32°	05.5127	<ul style="list-style-type: none"> 40 White 14 Black ER Brushed Steel ES Brushed Bronze 	<ul style="list-style-type: none"> • Non Dimmable • DA = Dali • 1V = 1-10V • CB = Casambi 	

Zero Track Pro Surface

High-tech LED lighting system for interior architecture

Find Me 1 Suspension - Designed by Jorge Herrera

LED projection lighting module for installation in the Zero Track Pro system. Electronic DC/DC converter incorporated. Individual wireless adjustment via Casambi. Casambi control implemented via the FLOS Control® app for mobile devices (available in the Apple Store and Google Play). Accessories included (honeycomb grid and protection bar).

Technical specifications and color options for the Find Me 1 Suspension fixture. Includes dimensions (2.9", 6.3", 118.1", 8.6", ø1.2") and color/finish options: 40 White, 14 Black, ER Brushed Steel, ES Brushed Bronze. Also lists control options: Non Dimmable, DA = Dali, 1V = 1-10V, CB = Casambi.

CCT	CRI	Initial Lumens	Delivered Lumens	Watts	Beam Spread	Part Number	Finish	Dimming Protocol	Photometric
2700	90	432	309	5.5W	14°	05.5130	40 White, 14 Black, ER Brushed Steel, ES Brushed Bronze	Non Dimmable, DA = Dali, 1V = 1-10V, CB = Casambi	Beam Angle: 14° Luminous flux luminaire 309 lm
3000	90	446	314	5.5W	14°	05.5135	40 White, 14 Black, ER Brushed Steel, ES Brushed Bronze	Non Dimmable, DA = Dali, 1V = 1-10V, CB = Casambi	Beam Angle: 14° Luminous flux luminaire 314 lm
2700	90	432	186	5.5W	20°	05.5131	40 White, 14 Black, ER Brushed Steel, ES Brushed Bronze	Non Dimmable, DA = Dali, 1V = 1-10V, CB = Casambi	Beam Angle: 20° Luminous flux luminaire 186 lm
3000	90	446	193	5.5W	20°	05.5136	40 White, 14 Black, ER Brushed Steel, ES Brushed Bronze	Non Dimmable, DA = Dali, 1V = 1-10V, CB = Casambi	Beam Angle: 20° Luminous flux luminaire 193 lm

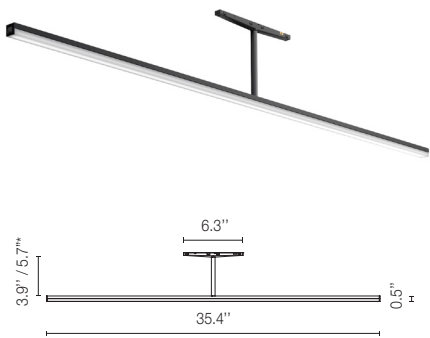
The control system with the Casambi version of light fixtures is directly and individually regulated wirelessly using the application FLOS Control® powered by Casambi.

Zero Track Pro Surface

High-tech LED lighting system for interior architecture

Magic Stick - Designed by Jorge Herrera

LED diffuse lighting module for installation in the Zero Track Pro system. Can be adjusted by rotating from its central line. Electronic DC/DC converter incorporated. Individual control via DALI protocol and broadcast mode via 1-10V.

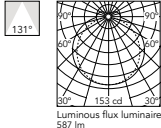
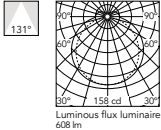


*Custom Rod available

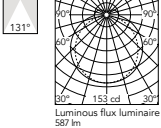
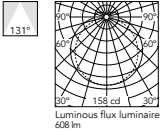
- 40 White
- 14 Black
- ER Brushed Steel
- ES Brushed Bronze



Magic Stick 100

CCT	CRI	Initial Lumens	Delivered Lumens	Watts	Beam Spread	Rod	Part Number	Finish	Dimming Protocol	Photometric
2700	90	1160	587	10.5W	131° diffuser	3.9"	05.3200	40 White 14 Black ER Brushed Steel ES Brushed Bronze	• Non Dimmable • DA = Dali • 1V = 1-10V	
3000	90	1201	608	10.5W	131° diffuser	3.9"	05.3201	40 White 14 Black ER Brushed Steel ES Brushed Bronze		

Magic Stick 145

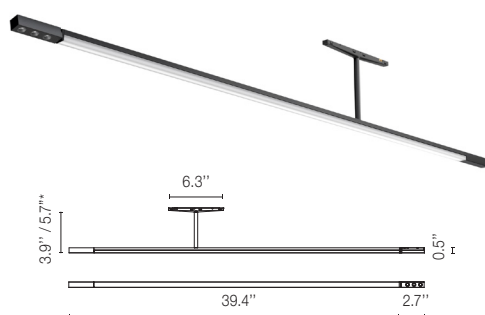
CCT	CRI	Initial Lumens	Delivered Lumens	Watts	Beam Spread	Rod	Part Number	Finish	Dimming Protocol	Photometric
2700	90	1160	587	10.5W	131° diffuser	5.7"	05.3220	40 White 14 Black ER Brushed Steel ES Brushed Bronze	• Non Dimmable • DA = Dali • 1V = 1-10V	
3000	90	1201	608	10.5W	131° diffuser	5.7"	05.3221	40 White 14 Black ER Brushed Steel ES Brushed Bronze		

Zero Track Pro Surface

High-tech LED lighting system for interior architecture

Magic Stick Asymmetric - Designed by Jorge Herrera

LED diffuse lighting module for installation in the Zero Track Pro system. Can be adjusted by rotating from its central line. Electronic DC/DC converter incorporated. Individual control via DALI protocol and broadcast mode via 1-10V.



*Custom Rod available

40 White

14 Black

ER Brushed Steel

ES Brushed Bronze



Magic Stick 100 Asymmetric

CCT	CRI	Initial Lumens	Delivered Lumens	Watts	Beam Spread	Rod	Part Number	Finish	Dimming Protocol	Photometric
2700	90	1160	587	12W	131° Linear 17° Spot	3.9"	05.3210	<div>40 White</div> <div>14 Black</div> <div>ER Brushed Steel</div> <div>ES Brushed Bronze</div>	<ul style="list-style-type: none"> Non Dimmable DA = Dali 1V = 1-10V 	<div>Spot</div> <div>Linear</div>
3000	90	1201	608	12W	131° Linear 17° Spot	3.9"	05.3211	<div>40 White</div> <div>14 Black</div> <div>ER Brushed Steel</div> <div>ES Brushed Bronze</div>	<ul style="list-style-type: none"> Non Dimmable DA = Dali 1V = 1-10V 	<div>Spot</div> <div>Linear</div>

Magic Stick 145 Asymmetric

CCT	CRI	Initial Lumens	Delivered Lumens	Watts	Beam Spread	Rod	Part Number	Finish	Dimming Protocol	Photometric
2700	90	1160	587	12W	131° Linear 17° Spot	5.7"	05.3230	<div>40 White</div> <div>14 Black</div> <div>ER Brushed Steel</div> <div>ES Brushed Bronze</div>	<ul style="list-style-type: none"> Non Dimmable DA = Dali 1V = 1-10V 	<div>Spot</div> <div>Linear</div>
3000	90	1201	608	12W	131° Linear 17° Spot	5.7"	05.3231	<div>40 White</div> <div>14 Black</div> <div>ER Brushed Steel</div> <div>ES Brushed Bronze</div>	<ul style="list-style-type: none"> Non Dimmable DA = Dali 1V = 1-10V 	<div>Spot</div> <div>Linear</div>

Zero Track Pro Surface

High-tech LED lighting system for interior architecture

Atom 90 - Designed by Piero Lissoni

LED projection lighting module for installation in the Zero Track Pro system. Electronic DC/DC converter incorporated. Individual wireless adjustment via Casambi. Casambi control implemented via the FLOS Control® app for mobile devices (available in the Apple Store and Google Play).

Technical specifications and finish options for the Atom 90 lighting fixture. Includes dimensions (2.9", 1.04", 3.5", 1.9", 6.3", 0.9") and finish choices: 40 White, 14 Black, ER Brushed Steel, ES Brushed Bronze. Also lists control options: Non Dimmable, CB = Casambi, DA = Dali, 1V = 1-10V.

CCT	CRI	Initial Lumens	Delivered Lumens	Watts	Beam Spread	Part Number	Finish	Dimming Protocol	Photometric
2700	90	432	224	5.5W	14°	05.5140	40 White, 14 Black, ER Brushed Steel, ES Brushed Bronze	Non Dimmable, DA = Dali 2, 1V = 1-10V, CB = Casambi	14° beam spread diagram and table
3000	90	446	247	5.5W	14°	05.5145	40 White, 14 Black, ER Brushed Steel, ES Brushed Bronze	Non Dimmable, DA = Dali 2, 1V = 1-10V, CB = Casambi	14° beam spread diagram and table
2700	90	432	261	5.5W	25°	05.5141	40 White, 14 Black, ER Brushed Steel, ES Brushed Bronze	Non Dimmable, DA = Dali 2, 1V = 1-10V, CB = Casambi	25° beam spread diagram and table
3000	90	446	289	5.5W	25°	05.5146	40 White, 14 Black, ER Brushed Steel, ES Brushed Bronze	Non Dimmable, DA = Dali 2, 1V = 1-10V, CB = Casambi	25° beam spread diagram and table

The control system with the Casambi version of light fixtures is directly and individually regulated wirelessly using the application FLOS Control® powered by Casambi.

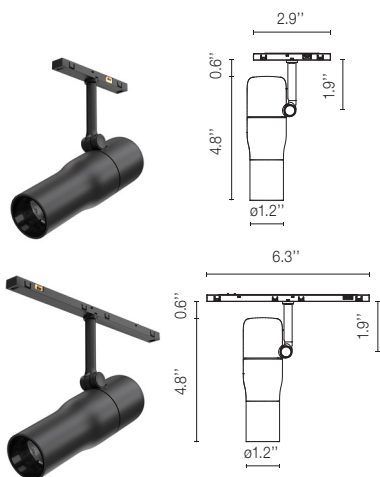
Zero Track Pro Surface

High-tech LED lighting system for interior architecture

Atom 120 - Designed by Piero Lissoni

LED projection lighting module for installation in the Zero Track Pro system. Electronic DC/DC converter incorporated. Individual wireless adjustment via Casambi. Casambi control implemented via the FLOS Control® app for mobile devices (available in the Apple Store and Google Play).

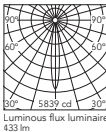



- Non Dimmable
- CB = Casambi



- 40 White
- 14 Black
- ER Brushed Steel
- ES Brushed Bronze



- DA = Dali
- 1V = 1-10V

CCT	CRI	Initial Lumens	Delivered Lumens	Watts	Beam Spread	Part Number	Finish	Dimming Protocol	Photometric																		
2700	90	600	433	8W	14°	05.5150	<div><div></div>40 White</div> <div><div></div>14 Black</div> <div><div></div>ER Brushed Steel</div> <div><div></div>ES Brushed Bronze</div>	<ul style="list-style-type: none">• Non Dimmable• DA = Dali 2• 1V = 1-10V• CB = Casambi	<div><div><div>14°</div></div><div>Beam Angle: 14°</div><table><thead><tr><th>h(m)</th><th>E(h)</th><th>D(m)</th></tr></thead><tbody><tr><td>1</td><td>5839</td><td>0.24</td></tr><tr><td>2</td><td>1460</td><td>0.48</td></tr><tr><td>3</td><td>549</td><td>0.72</td></tr><tr><td>4</td><td>365</td><td>0.95</td></tr><tr><td>5</td><td>234</td><td>1.19</td></tr></tbody></table><div>Luminous flux luminaire 433 lm</div></div>	h(m)	E(h)	D(m)	1	5839	0.24	2	1460	0.48	3	549	0.72	4	365	0.95	5	234	1.19
h(m)	E(h)	D(m)																									
1	5839	0.24																									
2	1460	0.48																									
3	549	0.72																									
4	365	0.95																									
5	234	1.19																									
3000	90	648	440	8W	14°	05.5155			<div><div><div>14°</div></div><div>Beam Angle: 14°</div><table><thead><tr><th>h(m)</th><th>E(h)</th><th>D(m)</th></tr></thead><tbody><tr><td>1</td><td>5879</td><td>0.24</td></tr><tr><td>2</td><td>1470</td><td>0.49</td></tr><tr><td>3</td><td>553</td><td>0.73</td></tr><tr><td>4</td><td>367</td><td>0.97</td></tr><tr><td>5</td><td>235</td><td>1.21</td></tr></tbody></table><div>Luminous flux luminaire 440 lm</div></div>	h(m)	E(h)	D(m)	1	5879	0.24	2	1470	0.49	3	553	0.73	4	367	0.97	5	235	1.21
h(m)	E(h)	D(m)																									
1	5879	0.24																									
2	1470	0.49																									
3	553	0.73																									
4	367	0.97																									
5	235	1.21																									
2700	90	600	364	8W	20°	05.5151	<div><div></div>40 White</div> <div><div></div>14 Black</div> <div><div></div>ER Brushed Steel</div> <div><div></div>ES Brushed Bronze</div>	<ul style="list-style-type: none">• Non Dimmable• DA = Dali 2• 1V = 1-10V• CB = Casambi	<div><div><div>20°</div></div><div>Beam Angle: 20°</div><table><thead><tr><th>h(m)</th><th>E(h)</th><th>D(m)</th></tr></thead><tbody><tr><td>1</td><td>2557</td><td>0.35</td></tr><tr><td>2</td><td>639</td><td>0.70</td></tr><tr><td>3</td><td>284</td><td>1.06</td></tr><tr><td>4</td><td>160</td><td>1.41</td></tr><tr><td>5</td><td>102</td><td>1.76</td></tr></tbody></table><div>Luminous flux luminaire 364 lm</div></div>	h(m)	E(h)	D(m)	1	2557	0.35	2	639	0.70	3	284	1.06	4	160	1.41	5	102	1.76
h(m)	E(h)	D(m)																									
1	2557	0.35																									
2	639	0.70																									
3	284	1.06																									
4	160	1.41																									
5	102	1.76																									
3000	90	648	373	8W	20°	05.5156			<div><div><div>20°</div></div><div>Beam Angle: 20°</div><table><thead><tr><th>h(m)</th><th>E(h)</th><th>D(m)</th></tr></thead><tbody><tr><td>1</td><td>2621</td><td>0.35</td></tr><tr><td>2</td><td>655</td><td>0.70</td></tr><tr><td>3</td><td>291</td><td>1.06</td></tr><tr><td>4</td><td>164</td><td>1.41</td></tr><tr><td>5</td><td>105</td><td>1.76</td></tr></tbody></table><div>Luminous flux luminaire 373 lm</div></div>	h(m)	E(h)	D(m)	1	2621	0.35	2	655	0.70	3	291	1.06	4	164	1.41	5	105	1.76
h(m)	E(h)	D(m)																									
1	2621	0.35																									
2	655	0.70																									
3	291	1.06																									
4	164	1.41																									
5	105	1.76																									

The control system with the Casambi version of light fixtures is directly and individually regulated wirelessly using the application FLOS Control® powered by Casambi.

Zero Track Pro Surface

High-tech LED lighting system for interior architecture

Atom 200 - Designed by Piero Lissoni

LED general lighting module for installation in the Zero Track Pro system. Electronic DC/DC converter incorporated. Individual wireless adjustment via Casambi. Casambi control implemented via the FLOS Control® app for mobile devices (available in the Apple Store and Google Play).



CCT	CRI	Initial Lumens	Delivered Lumens	Watts	Beam Spread	Part Number	Finish	Dimming Protocol	Photometric
2700	90	1005	395	10.5W	110° diffuser	05.5160	<div> <div>40 White</div> <div>14 Black</div> <div>ER Brushed Steel</div> <div>ES Brushed Bronze</div> </div>	<ul style="list-style-type: none"> Non Dimmable DA = Dali 2 1V = 1-10V CB = Casambi 	
3000	90	1080	424	10.5W	110° diffuser	05.5161	<div> <div>40 White</div> <div>14 Black</div> <div>ER Brushed Steel</div> <div>ES Brushed Bronze</div> </div>	<ul style="list-style-type: none"> Non Dimmable DA = Dali 2 1V = 1-10V CB = Casambi 	

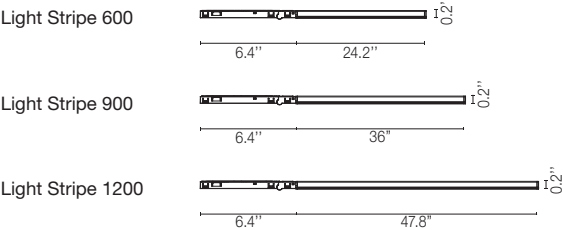
The control system with the Casambi version of light fixtures is directly and individually regulated wirelessly using the application FLOS Control® powered by Casambi.

Zero Track Pro Surface

High-tech LED lighting system for interior architecture

Light Stripe

LED diffuse lighting module for installation in the Zero Track Pro system. Electronic DC/DC converter incorporated. Individual control via DALI protocol and broadcast mode via 1-10V.



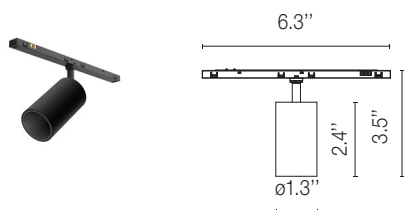
CCT	CRI	Initial Lumens	Delivered Lumens	Watts	Beam Spread	Length	Part Number	Finish	Dimming Protocol	Photometric
2700	90	555	259	7W	115° diffuser	Light Stripe 600 24.2"	05.5190	14 Black	• Non Dimmable • DA = Dali • 1V = 1-10V	
2700	90	1111	518	10W	115° diffuser	Light Stripe 900 36"	05.5192			
2700	90	1667	777	13.5W	115° diffuser	Light Stripe 1200 47.8"	05.5194			
3000	90	582	272	7W	115° diffuser	Light Stripe 600 24.2"	05.5191	14 Black	• Non Dimmable • DA = Dali • 1V = 1-10V	
3000	90	1166	544	10W	115° diffuser	Light Stripe 900 36"	05.5193			
3000	90	1750	816	13.5W	115° diffuser	Light Stripe 1200 47.8"	05.5195			

Zero Track Pro Surface

High-tech LED lighting system for interior architecture

Light Shadow Spot 30

LED projection lighting module for installation in the Zero Track Pro system. Electronic DC/DC converter incorporated. Individual control via DALI protocol and broadcast mode via 1-10V.



40 White

14 Black

ER Brushed Steel

ES Brushed Bronze



CCT	CRI	Initial Lumens	Delivered Lumens	Watts	Beam Spread	Part Number	Finish	Dimming Protocol	Photometric
2700	90	298	253	4W	10°	05.5170	<div>40 White</div> <div>14 Black</div> <div>ER Brushed Steel</div> <div>ES Brushed Bronze</div>	<ul style="list-style-type: none"> A = Non Dimmable ADA = Dali A1V = 1-10V 	<div>11° SPOT</div>
3000	90	318	270	4W	10°	05.5175			<div>11° SPOT</div>
2700	90	298	257	4W	22°	05.5171	<div>40 White</div> <div>14 Black</div> <div>ER Brushed Steel</div> <div>ES Brushed Bronze</div>	<ul style="list-style-type: none"> A = Non Dimmable ADA = Dali A1V = 1-10V 	<div>22° MEDIUM</div>
3000	90	318	274	4W	22°	05.5176			<div>22° MEDIUM</div>
2700	90	298	246	4W	33°	05.5172	<div>40 White</div> <div>14 Black</div> <div>ER Brushed Steel</div> <div>ES Brushed Bronze</div>	<ul style="list-style-type: none"> A = Non Dimmable ADA = Dali A1V = 1-10V 	<div>29° FLOOD</div>
3000	90	318	263	4W	33°	05.5177			<div>29° FLOOD</div>
2700	90	257	246	4W	46°	05.5173	<div>40 White</div> <div>14 Black</div> <div>ER Brushed Steel</div> <div>ES Brushed Bronze</div>	<ul style="list-style-type: none"> A = Non Dimmable ADA = Dali A1V = 1-10V 	<div>43° WIDE FLOOD</div>
3000	90	263	262	4W	46°	05.5178			<div>43° WIDE FLOOD</div>

Zero Track Pro Surface

High-tech LED lighting system for interior architecture

Optional Accessories - Light Shadow Spot 30

Honeycomb	CCT Increaser Filter D58 2700K >> 3125±75K 3000K >> 3600±75K	CCT Decreaser Filter D12 2700K >> 2450±75K 3000K >> 2700±75K
Part Number: 08.0790.00	Part Number: 08.0791.00	Part Number: 08.0792.00
		

Zero Track Pro Surface

High-tech LED lighting system for interior architecture

Light Shadow Spot 45

LED projection lighting module for installation in the Zero Track Pro system. Electronic DC/DC converter incorporated. Individual control via DALI protocol and broadcast mode via 1-10V.

Technical drawing showing dimensions: 6.3", 4.4", 3.5", 4.6", 02".

Color options: 40 White, 14 Black, ER Brushed Steel, ES Brushed Bronze.

CCT	CRI	Initial Lumens	Delivered Lumens	Watts	Beam Spread	Part Number	Finish	Dimming Protocol	Photometric
2700	90	799	650	10W	15°	05.5180	40 White 14 Black ER Brushed Steel ES Brushed Bronze	• Non Dimmable • DA = Dali • 1V = 1-10V	15° beam diagram
3000	90	844	686	10W	15°	05.5185			15° beam diagram
2700	90	799	645	10W	21°	05.5181	40 White 14 Black ER Brushed Steel ES Brushed Bronze	• Non Dimmable • DA = Dali • 1V = 1-10V	21° beam diagram
3000	90	844	682	10W	21°	05.5186			21° beam diagram
2700	90	799	646	10W	31°	05.5182	40 White 14 Black ER Brushed Steel ES Brushed Bronze	• Non Dimmable • DA = Dali • 1V = 1-10V	31° beam diagram
3000	90	844	682	10W	31°	05.5187			31° beam diagram

Zero Track Pro Surface

High-tech LED lighting system for interior architecture

Optional Accessories - Light Shadow Spot 45

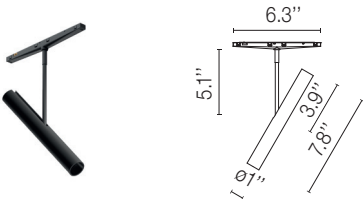
Honeycomb	CCT Increaser Filter D58 2700K >> 3125±75K 3000K >> 3600±75K	CCT Decreaser Filter D12 2700K >> 2450±75K 3000K >> 2700±75K
Part Number: 08.0793.00	Part Number: 08.0794.00	Part Number: 08.0795.00
		

Zero Track Pro Surface

High-tech LED lighting system for interior architecture

My Spot 25 Short

LED projection lighting module for installation in the Zero Track Pro system. Electronic DC/DC converter incorporated. Individual wireless adjustment via Casambi. Casambi control implemented via the FLOS Control® app for mobile devices (available in the Apple Store and Google Play).



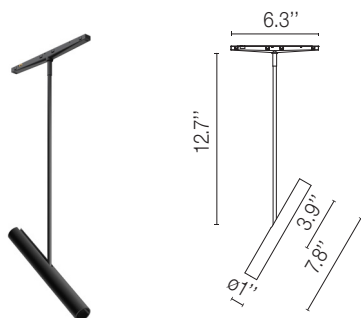
OCT	CRI	Initial Lumens	Delivered Lumens	Watts	Beam Spread	Part Number	Finish	Dimming Protocol	Photometric
2700	90	297	222	4.9W	11°	05.5300	40 White 14 Black ER Brushed Steel ES Brushed Bronze	• A = Non Dimmable • ADA = Dali • A1V = 1-10V • ACB = Casambi	<div>Beam Angle: 11° h(m) E(lx) D(ft) 1 4457 0.19 2 1114 0.37 3 495 0.56 4 279 0.75 5 178 0.93</div>
		271	203	3.8W					
3000	90	326	244	4.9W	11°	05.5305	40 White 14 Black ER Brushed Steel ES Brushed Bronze	• A = Non Dimmable • ADA = Dali • A1V = 1-10V • ACB = Casambi	<div>Beam Angle: 11° h(m) E(lx) D(ft) 1 4898 0.19 2 1225 0.37 3 544 0.56 4 306 0.75 5 196 0.93</div>
		326	216	3.8W					
2700	90	297	227	4.9W	23°	05.5301	40 White 14 Black ER Brushed Steel ES Brushed Bronze	• A = Non Dimmable • ADA = Dali • A1V = 1-10V • ACB = Casambi	<div>Beam Angle: 23° h(m) E(lx) D(ft) 1 1520 0.41 2 380 0.82 3 169 1.23 4 95 1.64 5 61 2.05</div>
		271	207	3.8W					
3000	90	326	249	4.9W	23°	05.5306	40 White 14 Black ER Brushed Steel ES Brushed Bronze	• A = Non Dimmable • ADA = Dali • A1V = 1-10V • ACB = Casambi	<div>Beam Angle: 23° h(m) E(lx) D(ft) 1 1668 0.41 2 417 0.82 3 185 1.23 4 104 1.64 5 67 2.05</div>
		326	220	3.8W					
2700	90	297	205	4.9W	34°	05.5302	40 White 14 Black ER Brushed Steel ES Brushed Bronze	• A = Non Dimmable • ADA = Dali • A1V = 1-10V • ACB = Casambi	<div>Beam Angle: 34° h(m) E(lx) D(ft) 1 649 0.62 2 162 1.23 3 72 1.85 4 41 2.46 5 26 3.08</div>
		271	187	3.8W					
3000	90	326	225	4.9W	34°	05.5307	40 White 14 Black ER Brushed Steel ES Brushed Bronze	• A = Non Dimmable • ADA = Dali • A1V = 1-10V • ACB = Casambi	<div>Beam Angle: 34° h(m) E(lx) D(ft) 1 712 0.62 2 178 1.23 3 79 1.85 4 44 2.46 5 28 3.08</div>
		326	199	3.8W					

Zero Track Pro Surface

High-tech LED lighting system for interior architecture

My Spot 25 Long

LED projection lighting module for installation in the Zero Track Pro system. Electronic DC/DC converter incorporated. Individual wireless adjustment via Casambi. Casambi control implemented via the FLOS Control® app for mobile devices (available in the Apple Store and Google Play).



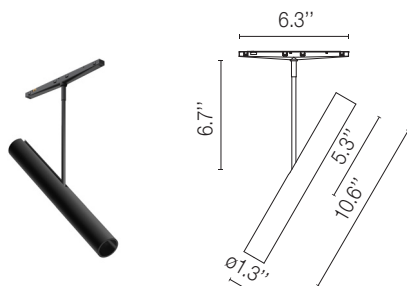
OCT	CRI	Initial Lumens	Delivered Lumens	Watts	Beam Spread	Part Number	Finish	Dimming Protocol	Photometric
2700	90	297	222	4.9W	11°	05.5310	<div>40 White</div> <div>14 Black</div> <div>ER Brushed Steel</div> <div>ES Brushed Bronze</div>	<ul style="list-style-type: none"> A = Non Dimmable ADA = Dali A1V = 1-10V ACB = Casambi 	
		271	203	3.8W					
3000	90	326	244	4.9W	11°	05.5315	<div>40 White</div> <div>14 Black</div> <div>ER Brushed Steel</div> <div>ES Brushed Bronze</div>	<ul style="list-style-type: none"> A = Non Dimmable ADA = Dali A1V = 1-10V ACB = Casambi 	
		326	216	3.8W					
2700	90	297	227	4.9W	23°	05.5311	<div>40 White</div> <div>14 Black</div> <div>ER Brushed Steel</div> <div>ES Brushed Bronze</div>	<ul style="list-style-type: none"> A = Non Dimmable ADA = Dali A1V = 1-10V ACB = Casambi 	
		271	207	3.8W					
3000	90	326	249	4.9W	23°	05.5316	<div>40 White</div> <div>14 Black</div> <div>ER Brushed Steel</div> <div>ES Brushed Bronze</div>	<ul style="list-style-type: none"> A = Non Dimmable ADA = Dali A1V = 1-10V ACB = Casambi 	
		326	220	3.8W					
2700	90	297	205	4.9W	34°	05.5312	<div>40 White</div> <div>14 Black</div> <div>ER Brushed Steel</div> <div>ES Brushed Bronze</div>	<ul style="list-style-type: none"> A = Non Dimmable ADA = Dali A1V = 1-10V ACB = Casambi 	
		271	187	3.8W					
3000	90	326	225	4.9W	34°	05.5317	<div>40 White</div> <div>14 Black</div> <div>ER Brushed Steel</div> <div>ES Brushed Bronze</div>	<ul style="list-style-type: none"> A = Non Dimmable ADA = Dali A1V = 1-10V ACB = Casambi 	
		326	199	3.8W					

Zero Track Pro Surface

High-tech LED lighting system for interior architecture

My Spot 35 Short

LED projection lighting module for installation in the Zero Track Pro system. Electronic DC/DC converter incorporated. Individual wireless adjustment via Casambi. Casambi control implemented via the FLOS Control® app for mobile devices (available in the Apple Store and Google Play).



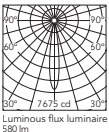
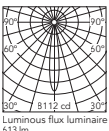
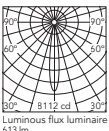
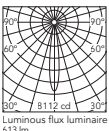
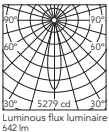
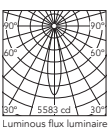
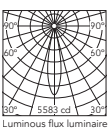
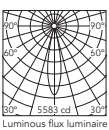
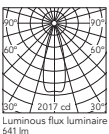
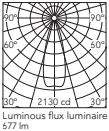
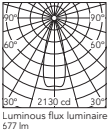
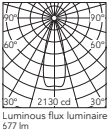
40 White

14 Black

ER Brushed Steel

ES Brushed Bronze



OCT	CRI	Initial Lumens	Delivered Lumens	Watts	Beam Spread	Part Number	Finish	Dimming Protocol	Photometric
2700	90	756	580	11W	15°	05.5320	<div><div></div>40 White</div> <div><div></div>14 Black</div> <div><div></div>ER Brushed Steel</div> <div><div></div>ES Brushed Bronze</div>	<div><div>• Non Dimmable</div><div>• DA = Dali</div><div>• 1V = 1-10V</div></div> <div><div>• CB = Casambi</div></div>	<div><div><div>15°</div><div>Beam Angle: 15° h(m) El(h) D(m) 1 7675 0.27 2 1919 0.53 3 853 0.80 4 480 1.07 5 307 1.34</div></div></div>
		639	490	8W				<div><div>• Non Dimmable</div><div>• DA = Dali</div><div>• 1V = 1-10V</div></div> <div><div>• CB = Casambi</div></div>	<div><div><div>15°</div><div>Beam Angle: 15° h(m) El(h) D(m) 1 8112 0.27 2 2028 0.53 3 901 0.80 4 507 1.07 5 324 1.34</div></div></div>
3000	90	799	613	11W	15°	05.5325	<div><div></div>40 White</div> <div><div></div>14 Black</div> <div><div></div>ER Brushed Steel</div> <div><div></div>ES Brushed Bronze</div>	<div><div>• Non Dimmable</div><div>• DA = Dali</div><div>• 1V = 1-10V</div></div> <div><div>• CB = Casambi</div></div>	<div><div><div>15°</div><div>Beam Angle: 15° h(m) El(h) D(m) 1 8112 0.27 2 2028 0.53 3 901 0.80 4 507 1.07 5 324 1.34</div></div></div>
		675	518	8W				<div><div>• Non Dimmable</div><div>• DA = Dali</div><div>• 1V = 1-10V</div></div> <div><div>• CB = Casambi</div></div>	<div><div><div>15°</div><div>Beam Angle: 15° h(m) El(h) D(m) 1 8112 0.27 2 2028 0.53 3 901 0.80 4 507 1.07 5 324 1.34</div></div></div>
2700	90	756	642	11W	21°	05.5321	<div><div></div>40 White</div> <div><div></div>14 Black</div> <div><div></div>ER Brushed Steel</div> <div><div></div>ES Brushed Bronze</div>	<div><div>• Non Dimmable</div><div>• DA = Dali</div><div>• 1V = 1-10V</div></div> <div><div>• CB = Casambi</div></div>	<div><div><div>21°</div><div>Beam Angle: 21° h(m) El(h) D(m) 1 5279 0.38 2 1320 0.75 3 587 1.13 4 330 1.51 5 211 1.88</div></div></div>
		639	543	8W				<div><div>• Non Dimmable</div><div>• DA = Dali</div><div>• 1V = 1-10V</div></div> <div><div>• CB = Casambi</div></div>	<div><div><div>21°</div><div>Beam Angle: 21° h(m) El(h) D(m) 1 5583 0.38 2 1396 0.75 3 620 1.13 4 349 1.51 5 223 1.88</div></div></div>
3000	90	799	679	11W	21°	05.5326	<div><div></div>40 White</div> <div><div></div>14 Black</div> <div><div></div>ER Brushed Steel</div> <div><div></div>ES Brushed Bronze</div>	<div><div>• Non Dimmable</div><div>• DA = Dali</div><div>• 1V = 1-10V</div></div> <div><div>• CB = Casambi</div></div>	<div><div><div>21°</div><div>Beam Angle: 21° h(m) El(h) D(m) 1 5583 0.38 2 1396 0.75 3 620 1.13 4 349 1.51 5 223 1.88</div></div></div>
		675	573	8W				<div><div>• Non Dimmable</div><div>• DA = Dali</div><div>• 1V = 1-10V</div></div> <div><div>• CB = Casambi</div></div>	<div><div><div>21°</div><div>Beam Angle: 21° h(m) El(h) D(m) 1 5583 0.38 2 1396 0.75 3 620 1.13 4 349 1.51 5 223 1.88</div></div></div>
2700	90	756	641	11W	32°	05.5322	<div><div></div>40 White</div> <div><div></div>14 Black</div> <div><div></div>ER Brushed Steel</div> <div><div></div>ES Brushed Bronze</div>	<div><div>• Non Dimmable</div><div>• DA = Dali</div><div>• 1V = 1-10V</div></div> <div><div>• CB = Casambi</div></div>	<div><div><div>32°</div><div>Beam Angle: 32° h(m) El(h) D(m) 1 1998 0.58 2 500 1.16 3 222 1.75 4 125 2.33 5 80 2.91</div></div></div>
		639	542	8W				<div><div>• Non Dimmable</div><div>• DA = Dali</div><div>• 1V = 1-10V</div></div> <div><div>• CB = Casambi</div></div>	<div><div><div>32°</div><div>Beam Angle: 32° h(m) El(h) D(m) 1 2110 0.58 2 528 1.16 3 234 1.75 4 132 2.33 5 84 2.91</div></div></div>
3000	90	799	677	11W	32°	05.5327	<div><div></div>40 White</div> <div><div></div>14 Black</div> <div><div></div>ER Brushed Steel</div> <div><div></div>ES Brushed Bronze</div>	<div><div>• Non Dimmable</div><div>• DA = Dali</div><div>• 1V = 1-10V</div></div> <div><div>• CB = Casambi</div></div>	<div><div><div>32°</div><div>Beam Angle: 32° h(m) El(h) D(m) 1 2110 0.58 2 528 1.16 3 234 1.75 4 132 2.33 5 84 2.91</div></div></div>
		675	572	8W				<div><div>• Non Dimmable</div><div>• DA = Dali</div><div>• 1V = 1-10V</div></div> <div><div>• CB = Casambi</div></div>	<div><div><div>32°</div><div>Beam Angle: 32° h(m) El(h) D(m) 1 2110 0.58 2 528 1.16 3 234 1.75 4 132 2.33 5 84 2.91</div></div></div>

Zero Track Pro Surface

High-tech LED lighting system for interior architecture

My Spot 35 Long

LED projection lighting module for installation in the Zero Track Pro system. Electronic DC/DC converter incorporated. Individual wireless adjustment via Casambi. Casambi control implemented via the FLOS Control® app for mobile devices (available in the Apple Store and Google Play).

<div><div></div><div><div><div><div></div><div>40 White</div></div><div><div></div><div>14 Black</div></div><div><div></div><div>ER Brushed Steel</div></div><div><div></div><div>ES Brushed Bronze</div></div></div></div></div>									
CCT	CRI	Initial Lumens	Delivered Lumens	Watts	Beam Spread	Part Number	Finish	Dimming Protocol	Photometric
2700	90	756	580	11W	15°	05.5330	<div><div><div></div><div>40 White</div></div><div><div></div><div>14 Black</div></div><div><div></div><div>ER Brushed Steel</div></div><div><div></div><div>ES Brushed Bronze</div></div></div>	<div><div><div>• Non Dimmable</div><div>• DA = Dali</div><div>• 1V = 1-10V</div></div><div>• CB = Casambi</div></div>	<div><div><div>15°</div><div>Beam Angle: 15° 1 7675 0.27 2 1919 0.53 3 853 0.80 4 480 1.07 5 307 1.34 Luminous flux luminaire 580 lm</div></div></div>
		639	490	8W					
3000	90	799	613	11W	15°	05.5335	<div><div><div></div><div>40 White</div></div><div><div></div><div>14 Black</div></div><div><div></div><div>ER Brushed Steel</div></div><div><div></div><div>ES Brushed Bronze</div></div></div>	<div><div><div>• Non Dimmable</div><div>• DA = Dali</div><div>• 1V = 1-10V</div></div><div>• CB = Casambi</div></div>	<div><div><div>15°</div><div>Beam Angle: 15° 1 8112 0.27 2 2028 0.53 3 901 0.80 4 507 1.07 5 324 1.34 Luminous flux luminaire 513 lm</div></div></div>
		675	518	8W					
2700	90	756	642	11W	21°	05.5331	<div><div><div></div><div>40 White</div></div><div><div></div><div>14 Black</div></div><div><div></div><div>ER Brushed Steel</div></div><div><div></div><div>ES Brushed Bronze</div></div></div>	<div><div><div>• Non Dimmable</div><div>• DA = Dali</div><div>• 1V = 1-10V</div></div><div>• CB = Casambi</div></div>	<div><div><div>21°</div><div>Beam Angle: 21° 1 5279 0.38 2 1320 0.75 3 587 1.13 4 330 1.51 5 211 1.88 Luminous flux luminaire 542 lm</div></div></div>
		639	543	8W					
3000	90	799	679	11W	21°	05.5336	<div><div><div></div><div>40 White</div></div><div><div></div><div>14 Black</div></div><div><div></div><div>ER Brushed Steel</div></div><div><div></div><div>ES Brushed Bronze</div></div></div>	<div><div><div>• Non Dimmable</div><div>• DA = Dali</div><div>• 1V = 1-10V</div></div><div>• CB = Casambi</div></div>	<div><div><div>21°</div><div>Beam Angle: 21° 1 5583 0.38 2 1396 0.75 3 620 1.13 4 349 1.51 5 223 1.88 Luminous flux luminaire 579 lm</div></div></div>
		675	573	8W					
2700	90	756	641	11W	32°	05.5332	<div><div><div></div><div>40 White</div></div><div><div></div><div>14 Black</div></div><div><div></div><div>ER Brushed Steel</div></div><div><div></div><div>ES Brushed Bronze</div></div></div>	<div><div><div>• Non Dimmable</div><div>• DA = Dali</div><div>• 1V = 1-10V</div></div><div>• CB = Casambi</div></div>	<div><div><div>32°</div><div>Beam Angle: 32° 1 1998 0.58 2 500 1.16 3 222 1.75 4 125 2.33 5 80 2.91 Luminous flux luminaire 541 lm</div></div></div>
		639	542	8W					
3000	90	799	677	11W	32°	05.5337	<div><div><div></div><div>40 White</div></div><div><div></div><div>14 Black</div></div><div><div></div><div>ER Brushed Steel</div></div><div><div></div><div>ES Brushed Bronze</div></div></div>	<div><div><div>• Non Dimmable</div><div>• DA = Dali</div><div>• 1V = 1-10V</div></div><div>• CB = Casambi</div></div>	<div><div><div>32°</div><div>Beam Angle: 32° 1 2110 0.58 2 528 1.16 3 234 1.75 4 132 2.33 5 84 2.91 Luminous flux luminaire 577 lm</div></div></div>
		675	572	8W					